



FCTC

WHO FRAMEWORK CONVENTION
ON TOBACCO CONTROL

S E C R E T A R I A T

Global implementation of WHO FCTC and implementation challenges

Dr Tibor Szilagyi

Team Leader

Reporting and Knowledge Management

WHO FCTC Secretariat

Reporting under the WHO FCTC



FCTC

WHO FRAMEWORK CONVENTION
ON TOBACCO CONTROL

S E C R E T A R I A T



2018 Global Progress Report



F C T C

WHO FRAMEWORK CONVENTION
ON TOBACCO CONTROL

S E C R E T A R I A T



Per article implementation rates

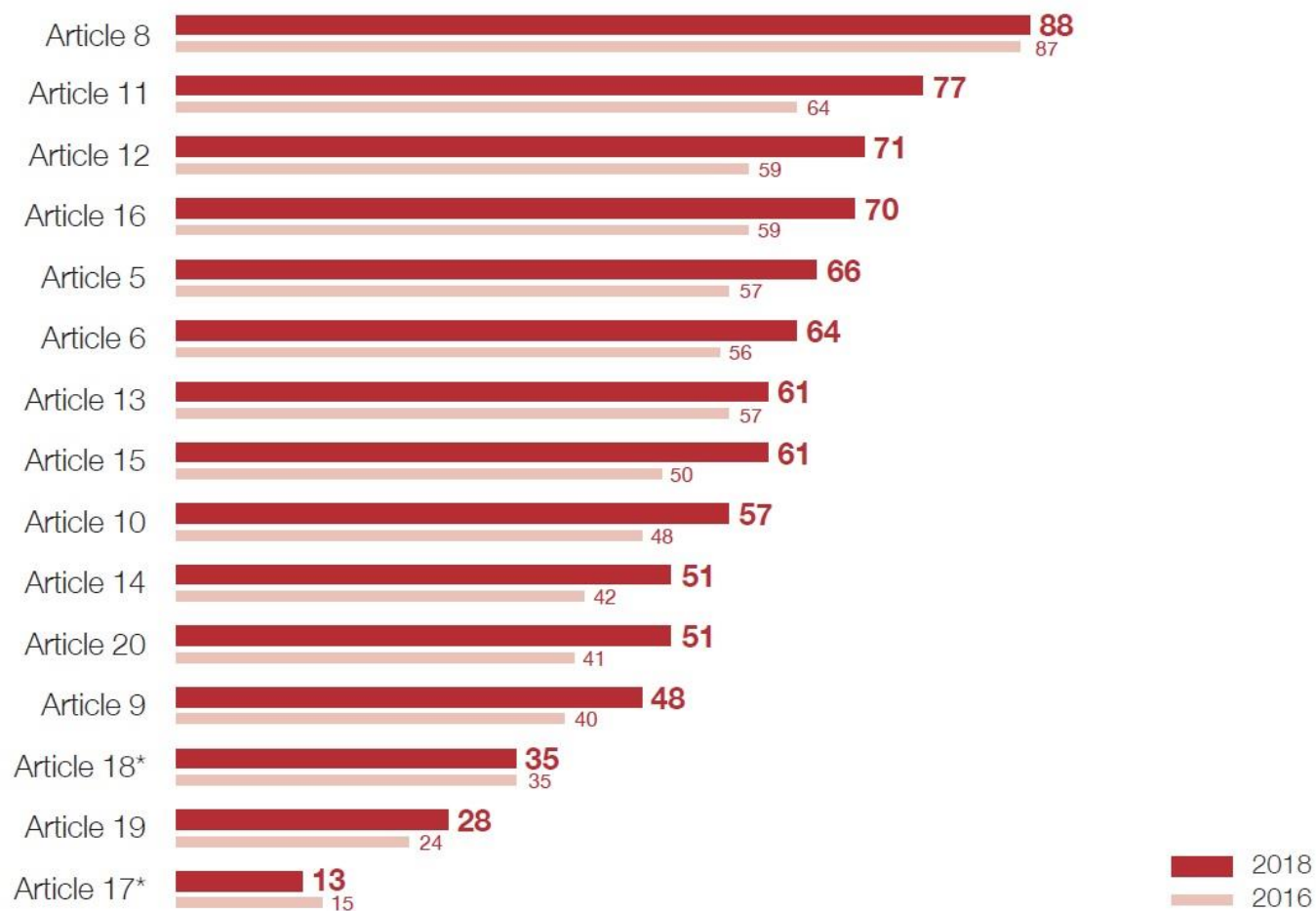


F C T C

WHO FRAMEWORK CONVENTION
ON TOBACCO CONTROL

S E C R E T A R I A T

Average implementation rates (%) by Parties of substantive articles (n=180 in 2016; n=181 in 2018)





FCTC

WHO FRAMEWORK CONVENTION
ON TOBACCO CONTROL

S E C R E T A R I A T

Progress: successes

High implementation rates

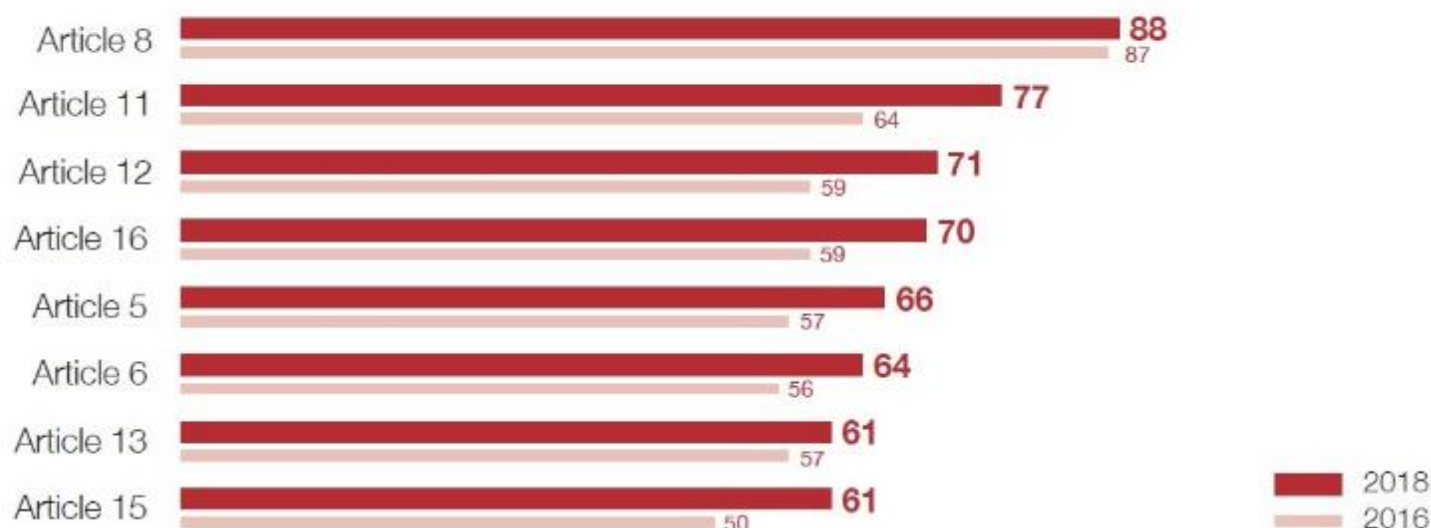


F C T C

WHO FRAMEWORK CONVENTION
ON TOBACCO CONTROL

S E C R E T A R I A T

Average implementation rates (%) by Parties of substantive articles (n=180 in 2016; n=181 in 2018)



Protection from exposure to tobacco smoke (Article 8)



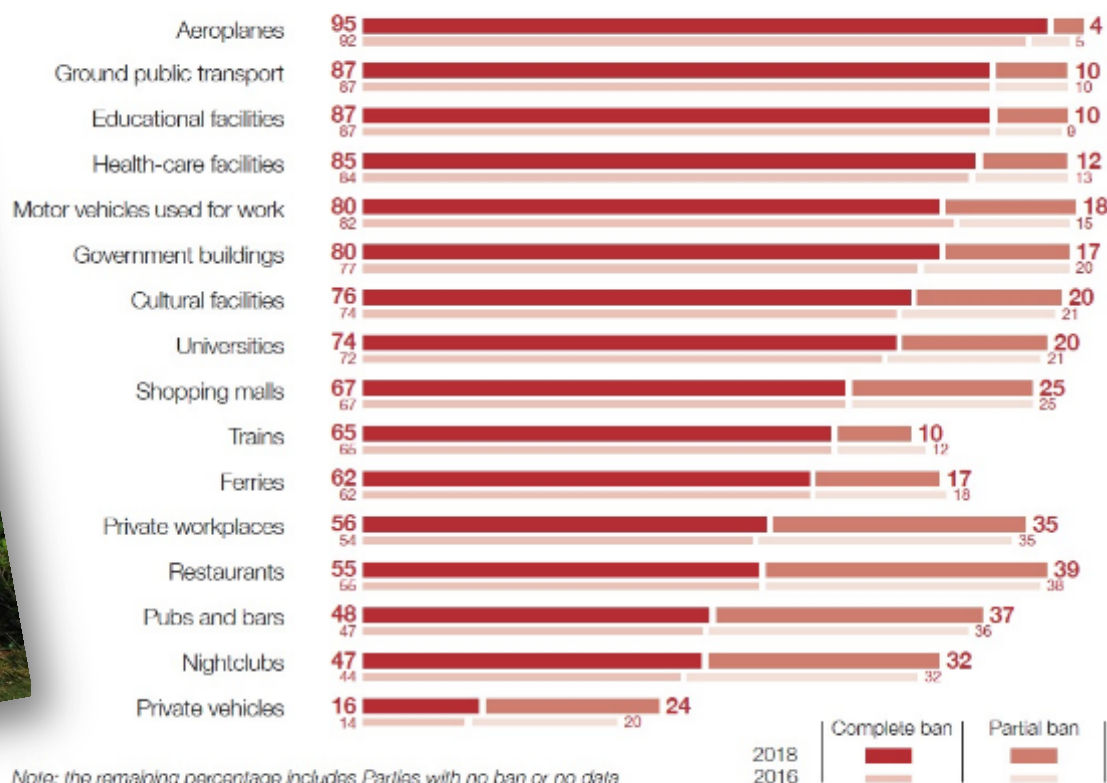
FCTC

WHO FRAMEWORK CONVENTION
ON TOBACCO CONTROL

SECRETARIAT



Percentage of settings covered by Parties smoke-free bans in 2016–2018 (n=142 in 2016; n=165 in 2018)*



* Calculated among Parties that have a smoking ban

Packaging and labelling of tobacco products (Article 11)



F C T C

WHO FRAMEWORK CONVENTION
ON TOBACCO CONTROL

S E C R E T A R I A T



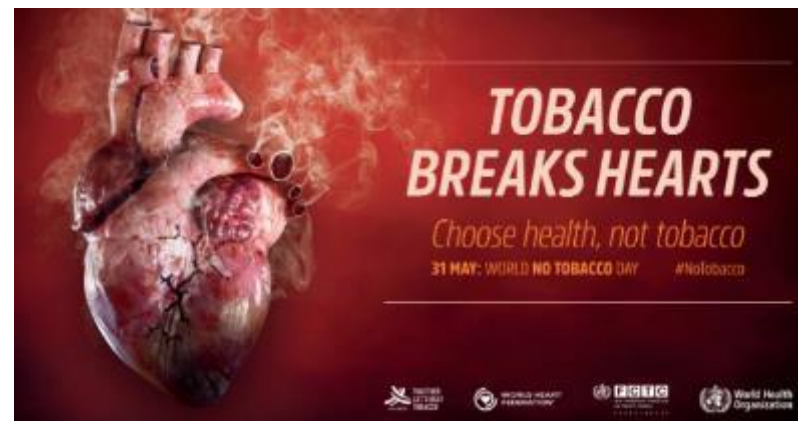
Education, communication, training and public awareness (article 12)



F C T C

WHO FRAMEWORK CONVENTION
ON TOBACCO CONTROL

S E C R E T A R I A T



Other successes



FCTC

WHO FRAMEWORK CONVENTION
ON TOBACCO CONTROL

S E C R E T A R I A T





WHO FRAMEWORK CONVENTION
ON TOBACCO CONTROL

S E C R E T A R I A T

Progress: room for improvement

Lower implementation rates

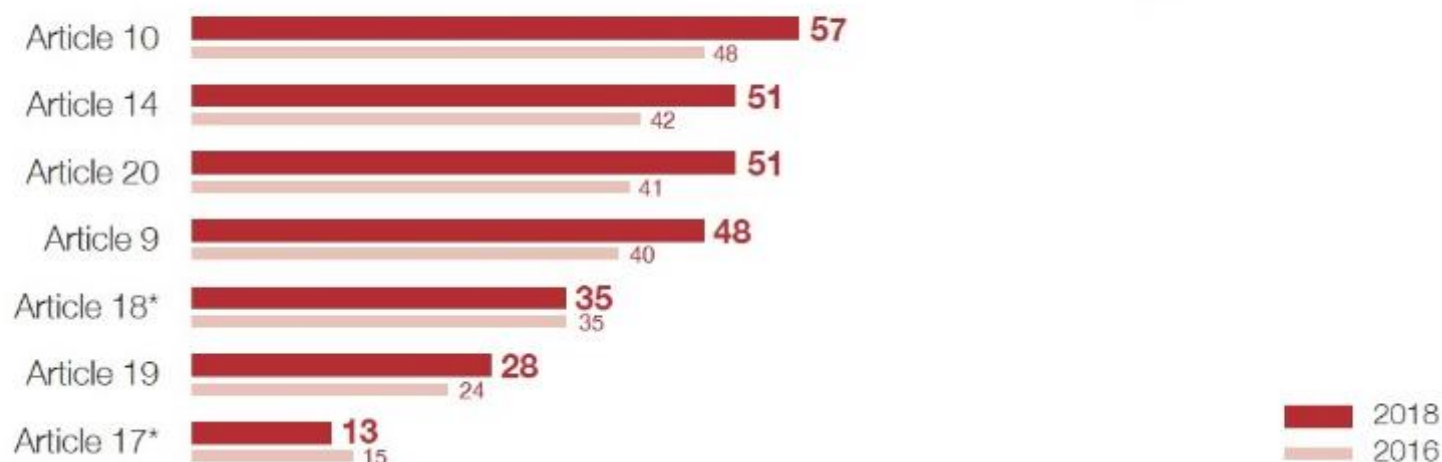


F C T C

WHO FRAMEWORK CONVENTION
ON TOBACCO CONTROL

S E C R E T A R I A T

Average implementation rates (%) by Parties of substantive articles (n=180 in 2016; n=181 in 2018)




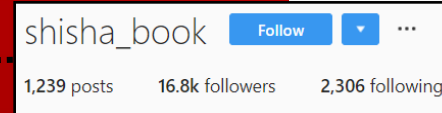
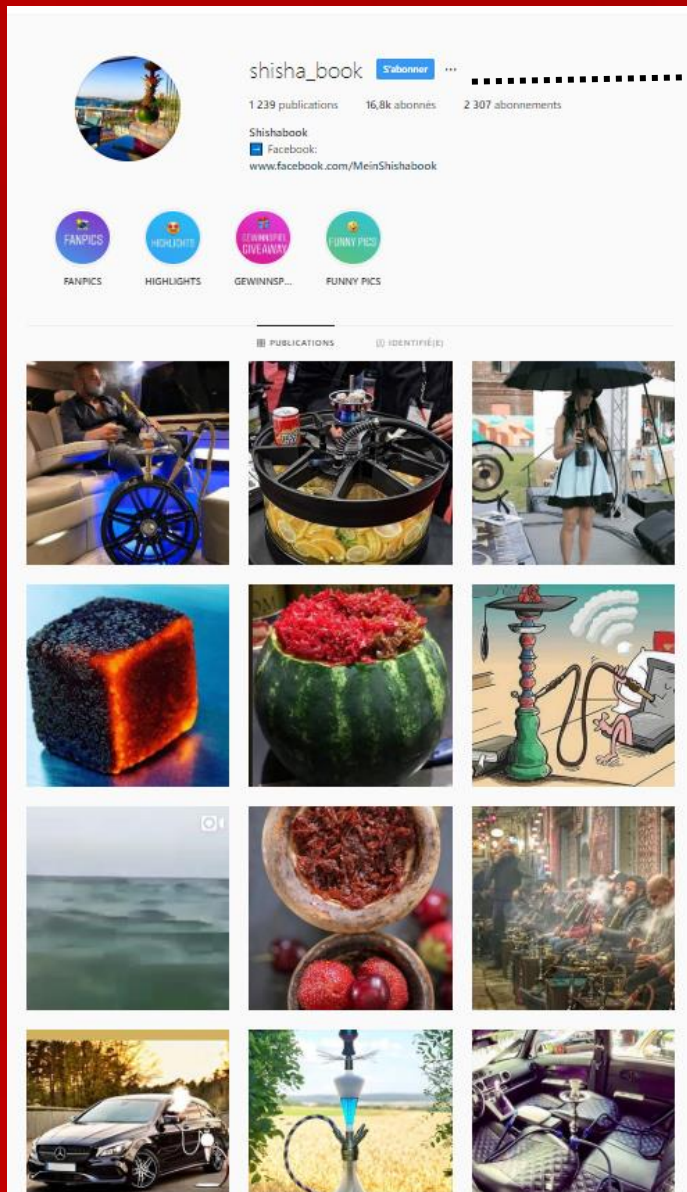
Time-bound measures



F C T C

WHO FRAMEWORK CONVENTION
ON TOBACCO CONTROL

SECRETARIAT



Tobacco growing and the environment

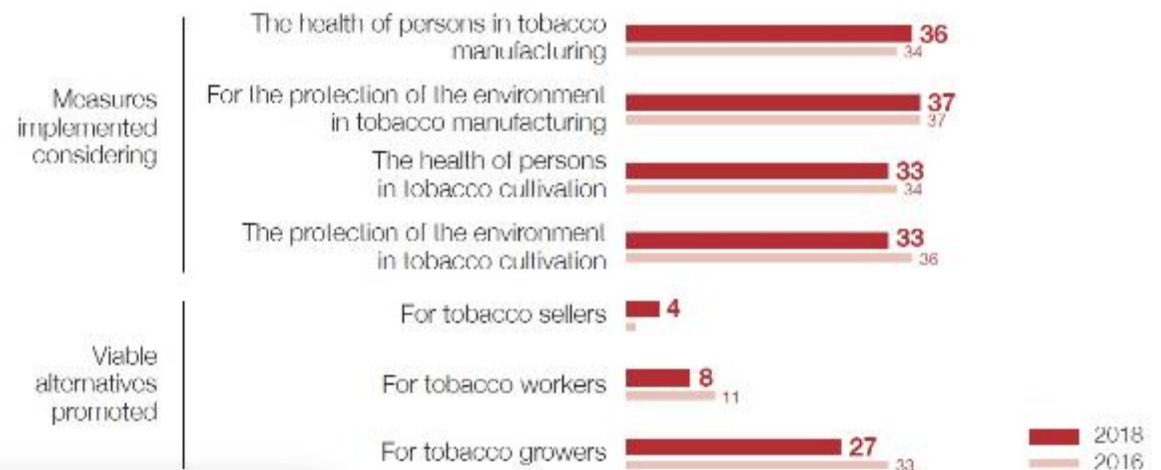


F C T C

WHO FRAMEWORK CONVENTION
ON TOBACCO CONTROL

S E C R E T A R I A T

Percentage of tobacco-growing Parties reporting implementation of protective measures in tobacco cultivation and manufacturing, and promoting viable alternatives (n=73 in 2016; n=90 in 2018)





WHO FRAMEWORK CONVENTION
ON TOBACCO CONTROL

S E C R E T A R I A T

Implementation challenges

Insufficient resources and capacity



FCTC

WHO FRAMEWORK CONVENTION
ON TOBACCO CONTROL

S E C R E T A R I A T



New and emerging products



F C T C

WHO FRAMEWORK CONVENTION
ON TOBACCO CONTROL

S E C R E T A R I A T



Interference of the tobacco industry



F C T C

WHO FRAMEWORK CONVENTION
ON TOBACCO CONTROL

S E C R E T A R I A T



Implementation challenges in LDCs/LMICs

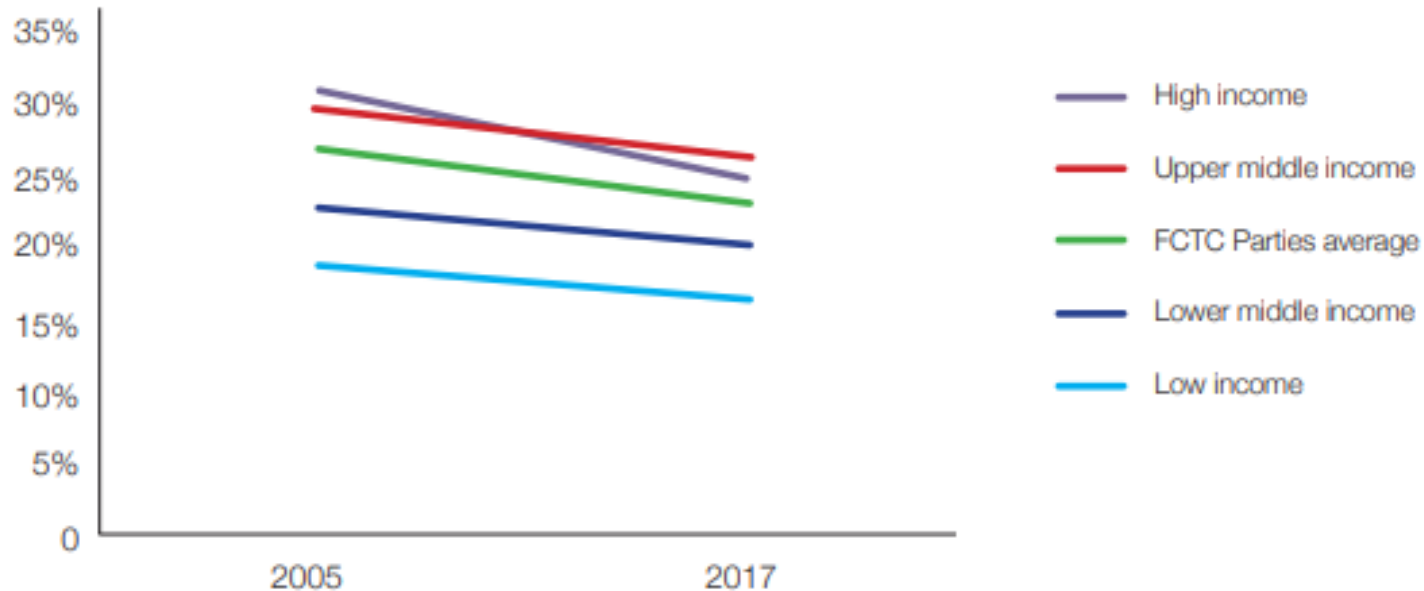


FCTC

WHO FRAMEWORK CONVENTION
ON TOBACCO CONTROL

S E C R E T A R I A T

Estimated trend in current smoking prevalence, ages 15+, by World Bank income groups



Source: WHO estimates



FCTC

WHO FRAMEWORK CONVENTION
ON TOBACCO CONTROL

S E C R E T A R I A T

Solutions & collaboration opportunities

Parties mutual support



F C T C

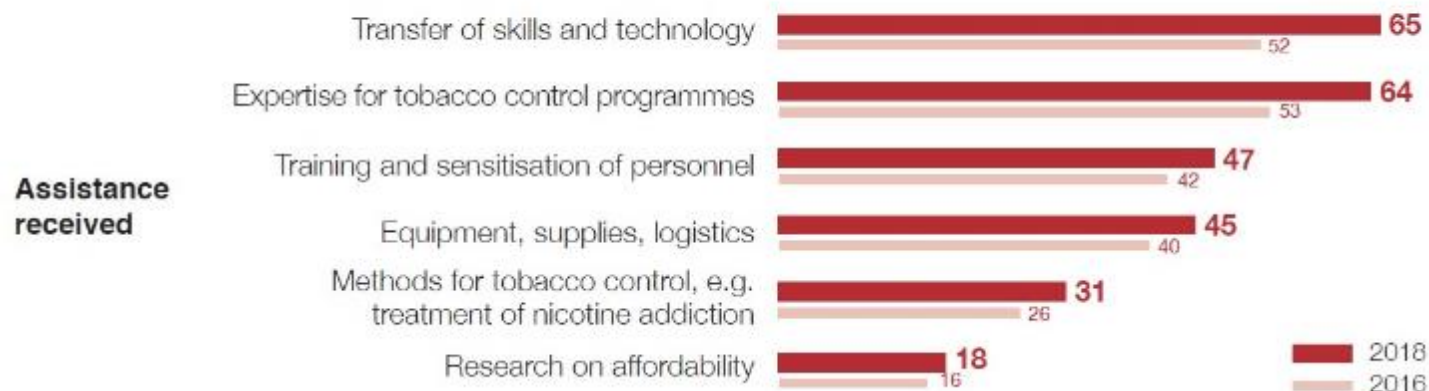
WHO FRAMEWORK CONVENTION
ON TOBACCO CONTROL

S E C R E T A R I A T

Percentage of Parties reporting on provided assistance, by areas of assistance
(n=180 in 2016; n=181 in 2018)



Percentage of Parties reporting on received assistance, by areas of assistance
(n=180 in 2016; n=181 in 2018)



International exchange



FCTC

WHO FRAMEWORK CONVENTION
ON TOBACCO CONTROL

S E C R E T A R I A T



The Convention Secretariat direct engagement



F C T C

WHO FRAMEWORK CONVENTION
ON TOBACCO CONTROL

S E C R E T A R I A T



For future generations



F C T C

WHO FRAMEWORK CONVENTION
ON TOBACCO CONTROL

S E C R E T A R I A T

